

Report Index

VISUAL BUILDING and PEST INSPECTION REPORT	6
ROOF SYSTEM EXTERNAL	9
EXTERIOR	16
INTERIOR CONDITION REPORT	19
BATHROOMS	25
TOILETS	29
LAUNDRY	35
KITCHEN	37
DECKS, PERGOLAS, BALCONIES, VERANDAHS, AWNINGS	39
GARAGING	41
ROOF SYSTEM INTERNAL	46
FOOTINGS	46
SITE	46
SERVICES	48
Important Information	50
VISUAL TIMBER PEST INSPECTION PART 2 of REPORT	54
BRIEF SUMMARY	56
ROOF	57
INTERIOR	57



Pest Report

Report Commissioned By:

Example

Property Address:

Example Qld

Report Reference:

1113 Example 5 bldpst



Notable Items - Summary

Items observed that require attention are listed under the appropriate subheadings within the body of this report. For ease of reading, some of these items have also been listed here. This list is in no way to be considered complete or comprehensive. Please note, if any prices have been given, these are opinions only and are not quotes or even firm estimates. Independent quotations for any item should be obtained from suitable trades people prior to purchase.

You must read the entire report and not rely solely on this Summary. The order that the items may appear in this summary is not an indicator of their importance.

ROOF SYSTEM EXTERNAL

Gutters & Downpipes:

Gutters & Downpipes:

Some downpipes do not appear to be connected to a stormwater dispersal system. This should be rectified.

Gutters are damaged and should be repaired or replaced as necessary.

Eaves, Fascias & Barge Boards:

Eaves Type & Condition:

The overall condition of the eaves lining is poor. Moderate wet rot decay is present to timber eaves lining boards. Maintenance or replacement is required. Asbestos cement sheeting. Although we have not tested materials, due to the age and type of material our knowledge of construction materials and their physical properties we believe these items may contain asbestos. Asbestos material should not be disturbed or damaged and should be kept well maintained and sealed to prevent exposure. Due to the nature of asbestos and the hazards to health it can pose, it should only be removed or modified by a licensed asbestos removal contractor. Due to the use of bonded and friable asbestos wall sheeting we suggest that samples should be taken and laboratory testing done to confirm material type and classification.

Some eaves linings are missing and should be replaced.

Fascias & Bargeboards Type & Condition:

The overall condition of the fascias/bargeboards is poor. Some fascias/bargeboards are missing and should be replaced/installed.

EXTERIOR

External Walls:

General Condition:

The base of some walls are below the external soil levels and may be subject to lateral dampness or water entry. Recommend soil levels be lowered or the area be closely monitored for water entry/penetration.

INTERIOR CONDITION REPORT

Windows:

Windows Condition:

In the interests of safety, shatterproof film or safety glass should be installed to large glass panes within 600mm of the floor and 300mm of a doorway.

Woodwork:

Woodwork

Evidence of what appears to be timber pest attack was noted.

BATHROOMS

Main Bathroom:

Tiles:

The tap and tap surrounds do not cover the tile cut outs. This is due to poor workmanship and this could allow water penetration behind the tiled areas. A flexible sealant should be provided to the gaps between internal tiles at vertical and horizontal wall and floor joints to allow for expansion and contraction between surfaces preventing damage between tile surfaces controlling and eliminating potential pressure on membranes behind tiles from uncontrolled movement which may lead to membrane damage, also provides an acceptable finish and resist water penetration in areas where free moisture may flow during normal use as in areas such as shower screens, basins and sinks where limited controlled moisture maybe present also in kitchen, laundry and bathroom bench tops and vanities, these joints are not provided to perform as a substitute for water proofing barriers as found in wet areas behind the tiles. These joints as described in standards are to be typically 6mm which is rarely complied with in domestic construction.

Basin & Taps:

Crazing to the surface of the basin.

Vanity Unit:

The condition of the vanity unit is generally poor.

DECKS, PERGOLAS, BALCONIES, VERANDAHS, AWNINGS

Pergola:

Construction & Condition:

Constructed from timber. The general condition of this structure is poor. Repairs or maintenance is required. The method of attachment lends itself to potential failure without warning and should be rectified.

Defects or Maintenance Items:

Gutters and stormwater dispersal system are not connected to this roof. Some timbers of this structure are in contact with soil and or pavements. This situation can allow concealed termite entry and we recommend that modifications be made.

GARAGING

Garage:

General Overall Condition:

The overall condition of the garage is poor. The roof sheets are end lapped this promotes Corrosion and premature failure in roof sheets.

Floor - Type & General Condition

The concrete floor is generally in poor condition. A dirt floor is present in this area.



Building Report

Report Commissioned By:

Example

Property Address:

Example Qld

Report Reference:

1113 Example 5 bldpst



VISUAL BUILDING and PEST INSPECTION REPORT

Building and Pest

COMMISSIONED BY:

Example .

YOUR CONTACT:

Example .

YOUR REF/FILE NUMBER:

1113 Example BLDPST.

DATE OF INSPECTION:

4/11/2013.

PURCHASER:

Example.

PROPERTY ADDRESS:

Example Qld .

INSPECTOR

Inspector, License.

Important Information Regarding the Scope and Limitations of the Building Inspection and this Report

This report complies with Australian Standard AS 4349.1 - 2007 Inspection of Buildings.

Part 1: Pre Purchase Inspections - Residential Buildings

If the property is not part of a Strata or Company Title - Appendix C of the Standard applies.

If the property is part of a Strata or Company Title - Appendix B of the Standard applies.

Important Information: Any person who relies upon the contents of this report does so acknowledging that the following clauses both below **and** at the end of this report. These define the Scope and Limitations of the inspection and form an integral part of the report. Before you decide to purchase this property you should read and understand all of the information contained herein. It will help explain what is involved in a Standard Property Inspection, the difficulties faced by an inspector and why it is not possible to guarantee that a property is free of defects, latent or otherwise. This information forms an integral part of the report. If there is anything contained within this report that is not clear or you have difficulty understanding, please contact the inspector prior to acting on this report.

The Purpose of the Inspection: The purpose of the inspection is to provide advice to a prospective purchaser or other interested party regarding the condition of the property on the date and at the time of the inspection. The advice is limited to the reporting of the condition of the Building Elements in accord with Appendix B or C AS4349.1-2007 (Appendix B for Strata or Company Title and Appendix C for other residential buildings).

The Scope of the Inspection: The inspection comprised a visual assessment of the property to identify major defects and to form an opinion regarding the general condition of the property at the time of inspection. An estimate of the cost of rectification of defects is outside the scope of the Standard and therefore does not form part of this report.

If the property inspected is part of a Strata or Company Title, then the inspection is limited to the interior and the immediate exterior of the particular residence to be inspected. It does not cover the common property. Purchasers should be aware that their liability for the cost of repairing building defects is not restricted only to the particular unit that is being purchased, but may include contribution to the whole of the common property.

Acceptance Criteria: The building shall be compared with a building that was constructed in accordance with the generally accepted practice at the time of construction and which has been maintained such that there has been no significant loss of strength and serviceability.

Special Requirements: It is acknowledged that there are no special requirements placed on this inspection that are outside the scope of the abovementioned Australian Standard.

Changes to the Inspection Agreement: It is acknowledged that if any inspection agreement is in place in respect to this inspection, no changes have been made between the scope of that agreement (if applicable) and the scope of this inspection report.

Limitations

This report is limited to a visual inspection of areas where safe and reasonable access is available and access permitted on the date and at the time of inspection. The Inspection will be carried out in accordance with AS4349.1-2007. **The purpose of the inspection is to provide advice to a prospective purchaser regarding the condition of the property at the date and time of inspection.** Areas for Inspection shall cover all safe and accessible areas. It does not purport to be geological as to foundation integrity or soil conditions, engineering as to structural, nor does it cover the condition of electrical, plumbing, gas or motorised appliances. It is strongly recommended that an appropriately qualified contractor check these services prior to purchase.

As a matter of course, and in the interests of safety, all prospective purchasers should have an electrical report carried out by a suitably qualified contractor.

This report is limited to (unless otherwise noted) the main structure on the site and any other building, structure or outbuilding within 30m of the main structure and within the site boundaries including fences.

Safe and Reasonable Access

Only areas to which safe and reasonable access is available were inspected. The Australian Standard 4349.1 defines reasonable access as *"areas where safe, unobstructed access is provided and the minimum clearances specified below are available, or where these clearances are not available, areas within the inspector's unobstructed line of sight and within arm's length. Reasonable access does not include removing screws and bolts to access covers."* Reasonable access does not include the use of destructive or invasive inspection methods nor does it include cutting or making access traps or moving heavy furniture, floor coverings or stored goods.

Roof Interior - Access opening = 400 x 500 mm - Crawl Space = 600 x 600mm - Height accessible from a 3.6m ladder.

Roof Exterior - Must be accessible from a 3.6m ladder placed on the ground.

Property Description:

Building type:

Single storey dwelling.

External walls constructed from:

Brick veneer:

Roof Construction:

The roof is of pitched construction.

Roof Covering:

Corrugated steel:

Internal walls covered with:

Plasterboard: Asbestos cement sheeting. Although we have not tested materials, due to the age and type of material our knowledge of construction materials and their physical properties we believe these items may contain asbestos. Asbestos material should not be disturbed or damaged and should be kept well maintained and sealed to prevent exposure. Due to the nature of asbestos and the hazards to health it can pose, it should only be removed or modified by a licensed asbestos removal contractor. Due to the use of bonded and friable asbestos wall sheeting we suggest that samples should be taken and laboratory testing done to confirm material type and classification.

Internal ceilings covered with:

Plasterboard:

Windows are constructed from:

Aluminium:

Estimate Building Age:

Between 30 and 40 years old. This is only an estimate and must not be relied upon for the purpose of accurately determining the age of the building. Should an accurate age of the building be required, further independent investigations should be made.

Overall Condition of Property

Major Defects in this Building:

The incidence of major defects in this building in comparison to the average condition of similar buildings of approximately the same age and construction and that have been reasonably maintained is considered to be:

High: The frequency and/or magnitude of major defects are beyond the inspectors expectations when compared to similar buildings of approximately the same age, construction that have been reasonably well maintained.

Minor Defects in this Building:

The incidence of minor defects in this building in comparison to the average condition of similar buildings of approximately the same age and construction and that have been reasonably maintained is considered to be:

High: The frequency and/or magnitude of minor defects are beyond the inspectors expectations when compared to similar buildings of approximately the same age, construction that have been reasonably well maintained.

Overall Condition:

A comparison of this and other dwellings of similar age, construction and level of maintenance would rate this building as **below average**. The building and/or its parts show some significant defects and/or very poor workmanship and/or long term neglect and/or defects requiring some major repairs or reconstruction of major building elements.

Important Note: The building rating noted above is only a generalisation taking into account numerous factors and should be read in conjunction with the notable items and main report.

Important Note: This is only a general overview of the property and must not be relied upon on its own. You **MUST** read the report in its entirety.

The purpose of this inspection is to provide advice to the Client regarding the overall condition of the property at the time of the inspection. The inspection is a visual assessment only of the property to identify major defects and to form an opinion regarding the condition of the property at the time of inspection.

Any Summary within this Report regardless of its placement in the Report is supplied to allow a quick overview of the inspection results. These Summary items are NOT the Report and cannot be relied upon on their own. Any Summary **MUST** be read in conjunction with the entire Report and not in isolation from the Report. If there should be any discrepancy between anything in the Report and anything in a Summary, the information in the Report shall override that of the Summary. In any event, should any aspect of this report not be fully understood, you should contact the Inspector **BEFORE** relying on this Report.

Summary of Areas Inspected:

Details:

Internal area: Garage: External area:

Note: The areas listed above are a broad indication of the areas inspected. Within these areas, some further restrictions may have been present restricting or preventing our inspection. If any recommendation has been made within this report to gain access to areas, gain further access to areas, or any area has been noted as being at "High Risk" due to limited access, then further access must be gained. We strongly recommend that such access be gained prior to purchase to enable a more complete report to be submitted.

Should there be any areas or elements listed below which were not fully inspected due to access limitations or impairment at the time of inspection, or where recommendations for further access to be gained was made, these areas or elements should be accessed and inspected prior to a decision to purchase being made.

Summary of Areas Not Inspected:

Roof void:

All of the roof void:

Furnished Properties:

Was the property furnished at the time of inspection?

Yes - Where a property was furnished (fully or partly) at the time of the inspection then you must understand that the furnishings and stored goods may be concealing evidence defects (from minor defects to potentially significant defects). This evidence may only be revealed when the property is vacated. A further inspection of the vacant property is strongly recommended in this case. Inspection to the upperside of flooring was concealed by carpets, rugs or other floor coverings. No inspection was made to the upperside of flooring where floor coverings were present.

Weather Conditions:

Recent Weather Conditions:

Dry.

Weather Conditions on the Day and at the Time of Inspection:

Dry.

ROOF SYSTEM EXTERNAL

The following is an opinion of the general quality and condition of the roofing material. The inspector cannot and does not offer an opinion or warranty as to whether the roof leaks or may be subject to future leakage. The only way to determine whether a roof is absolutely water tight is to make observations during prolonged rainfall. If any sections of the roof were inaccessible due to the method of construction or other factor, further investigations should be carried out prior to purchase.

External Roof:

Roof Style:

The roof is of skillion construction.

Roof Access Limitations:

No physical access was possible to the external roof area due to the roof not being accessible from a 3.6 metre ladder placed on the ground. In Qld access can only be gained to the roof area if done so in accordance with Workplace Health and Safety Act 1995 Reprint 2010, as there are no roof anchors or guard rails provided to roof area access can not be obtained.

Roof Covering Condition in Detail:



The overall condition of the roof coverings is fair. It should be noted that coverings are only viewed from a distance in some areas and sometimes defects are very small and not clearly visible.

Flashings:

Roof Flashing - Type and Condition:

Flashing material is of sheet metal. Flashings appear to be in serviceable condition. It should be noted that flashings are only viewed from a distance in some areas and sometimes defects are very small and not clearly visible.

Gutters & Downpipes:

Gutters & Downpipes:



Some downpipes do not appear to be connected to a stormwater dispersal system. This should be rectified.



Gutters are damaged and should be repaired or replaced as necessary.

The following action is recommended:

A licensed plumber should be called to make a further evaluation and repairs or rectification as needed.

Eaves, Fascias & Barge Boards:

Eaves Type & Condition:



The overall condition of the eaves lining is poor. Moderate wet rot decay is present to timber eaves lining boards. Maintenance or replacement is required. Asbestos cement sheeting. Although we have not tested materials, due to the age and type of material our knowledge of construction materials and their physical properties we believe these items may contain asbestos. Asbestos material should not be disturbed or damaged and should be kept well maintained and sealed to prevent exposure. Due to the nature of asbestos and the hazards to health it can

pose, it should only be removed or modified by a licensed asbestos removal contractor. Due to the use of bonded and friable asbestos wall sheeting we suggest that samples should be taken and laboratory testing done to confirm material type and classification.



Some eaves linings are missing and should be replaced.

Fascias & Bargeboards Type & Condition:



The overall condition of the fascias/bargeboards is poor. Some fascias/bargeboards are missing and should be replaced/installed.

The following action is recommended:

A licensed builder should be called to make a further evaluation and repairs or rectification as needed.

EXTERIOR

External Walls:

General Condition:



The base of some walls are below the external soil levels and may be subject to lateral dampness or water entry. Recommend soil levels be lowered or the area be closely monitored for water entry/penetration.

Position/Location:

All elevations.

The following action is recommended:

A licensed builder should be called to make a further evaluation and repairs or rectification as needed.

Cracking to Masonry or Concrete Elements



Cracks are evident. Visible cracking has been categorized as an appearance defect. Cracking of a building element is an appearance defect where in the opinion of the inspector the appearance of the element is blemished however, the expected consequence of this cracking is unknown until further information is obtained.

Cracking can be expected in a building of this age and construction.

Position/Location:

Right hand side elevation.

The following action is recommended:

We recommend an engineer be engaged to comment upon and offer further advise regarding the above issue.

Weep Holes and Vents:**Weep Holes:**

No weep holes were observed. The weep holes (vertical slots to the base of the brick walls) are blocked. These may have been blocked by gardens or levels of external paths and/or patios. Weep holes are necessary to allow moisture to be removed from and to ventilate the wall cavity. This issue may also compromise any pest management to the structure. Rectification is recommended.

Windows:**Windows Condition:**

The condition of the exterior of the windows is generally fair.

Position/Location:

All elevations.

External Stairs:**Type & Condition:**

The stairs are constructed primarily from concrete. The overall condition of the stairs is poor.

The following action is recommended:

A licensed builder should be called to make a further evaluation and repairs or rectification as needed.

Damp Course:

Type & Condition:



A damp proof coursing material could not be identified. Where a damp proof coursing material is not visible or cannot be identified, rising damp may become a future problem. Rising damp is evident in the masonry walls to the following elevation. The damp proof coursing material should be replaced and quotations should be obtained from a suitably qualified contractor. Cost to replace damp proof coursing material can range upwards from \$150.00 per linear metre. The location of the rising damp was the following area.

The following action is recommended:

A licensed builder should be called to make a further evaluation and repairs or rectification as needed.

INTERIOR CONDITION REPORT

Ceilings:

Ceiling Condition:



Defective surfaces were noted and maintenance will be required.

The following action is recommended:

A licensed builder should be called to make a further evaluation and repairs or rectification as needed.

Walls:

Internal Walls Condition:

Defective or poor surfaces were noted to wall materials and will need repair prior to next painting.

Windows:

Windows Condition:



In the interests of safety, shatterproof film or safety glass should be installed to large glass panes within 600mm of the floor and 300mm of a doorway.

Location/area

Front:

The following action is recommended:

A licensed glazier should be called to make a further evaluation and repairs or rectification as needed.

Doors:**Doors Condition:**

The condition of the doors is generally fair.

Location/area

Throughout entire residence.

Floors:**Floors General Condition:**

The condition of the floors is generally good. Floors are concealed by floor coverings.

Woodwork:**Woodwork**

Evidence of what appears to be timber pest attack was noted.

Location/area

Bedroom four:

The following action is recommended:

A licensed builder should be called to make a further evaluation and repairs or rectification as needed.

Built-In Wardrobes

Type and Condition



Bedroom three: The condition of the built-in Wardrobes/Linen/Broom Cupboard is generally fair.



Laundry: The condition of the built-in Wardrobes/Linen/Broom Cupboard is generally poor.

BATHROOMS

Important Notes: Shower areas (where present) are visually checked for leakage, but leaks often do not show except when the shower is in actual long term use. It is very important to maintain adequate sealing in the bath areas. Very minor imperfections can allow water to get into the wall or floor areas and cause damage. Adequate and proper ongoing maintenance will be required in the future.

In regard to plumbing or electrical, it should be noted that we are not plumbers or electricians and any comment made is not that of a qualified plumber or electrician. We recommend that a qualified contractor be engaged to make comment on any matter dealing with plumbing or electrical issues.

Main Bathroom:

Shower/Bath Condition:



The shower recess was not tested as there is no hob to contain the water during testing. Accordingly, no report or opinion on this area is offered.

Tiles:



The tap and tap surrounds do not cover the tile cut outs. This is due to poor workmanship and this could allow water penetration behind the tiled areas. A flexible sealant should be provided to the gaps between internal tiles at vertical and horizontal wall and floor joints to allow for expansion and contraction between surfaces preventing damage between tile surfaces controlling and eliminating potential pressure on membranes behind tiles from uncontrolled movement which may lead to membrane damage, also provides an acceptable finish and resist water penetration in areas where free moisture may flow during normal use as in areas such as shower screens, basins and sinks where limited controlled moisture maybe present also in kitchen, laundry and bathroom bench tops and vanities, these joints are not provided to perform as a substitute for water proofing barriers as found in wet areas behind the tiles. These joints as described in standards are to be typically 6mm which is rarely complied with in domestic construction.

Basin & Taps:



The basin & taps appear serviceable.



Crazing to the surface of the basin.

Vanity Unit:

The condition of the vanity unit is generally poor.

Floor/Floor Waste:

There is no visible floor waste in this area care will need to be taken when using this area.

Ventilation:

An exhaust fan has not been provided to this area. A fan should be installed if possible.

The following action is recommended:

A licensed builder should be called to make a further evaluation and repairs or rectification as needed.

TOILETS

Important Notes: In regard to plumbing or electrical, it should be noted that we are not plumbers or electricians and any comment made is not that of a qualified plumber or electrician. We recommend that a qualified contractor be engaged to make comment on any matter dealing with plumbing or electrical issues.

Toilet:

Room Location:



Adjacent to Bathroom.

General condition of area:

This area is generally in fair condition.

Toilet Condition:



The toilet appears to be in working order.

Basin & Taps:

There is no basin present.

Tiles:

The condition of the tiles is generally fair.

Floor/Floor Waste:

There is no visible floor waste in this area care will need to be taken when using this area.

Toilet Two:

Room Location:



Adjacent to bedrooms.

General condition of area:

This area is generally in fair condition.

Toilet Condition:



The toilet appears to be in working order.

Basin & Taps:

The basin & taps appear serviceable.

Floor/Floor Waste:

There is no visible floor waste in this area care will need to be taken when using this area.

LAUNDRY

Important Notes: In regard to plumbing or electrical, it should be noted that we are not plumbers or electricians and any comment made is not that of a qualified plumber or electrician. We recommend that a qualified contractor be engaged to make comment on any matter dealing with plumbing or electrical issues.

Laundry:

General condition of area:




This area is generally in fair condition.

Tub & Taps:



The tub is damaged.



The taps appear serviceable.

KITCHEN

Important Notes: In regard to plumbing or electrical, it should be noted that we are not plumbers or electricians and any comment made is not that of a qualified plumber or electrician. We recommend that a qualified contractor be engaged to make comment on any matter dealing with plumbing or electrical issues.


Kitchen:

Kitchen Fixtures:



The condition of the fixtures is generally fair.

Tiles:



Tiles are not present to wet areas. Recommend tiles be installed to prevent water penetration.

Sink & Taps:

The sink and taps appear to be in a serviceable condition. Tap is leaking at o-ring/seals and requires repair.

DECKS, PERGOLAS, BALCONIES, VERANDAHS, AWNINGS

Pergola:

Position/Location:



Left hand side elevation.

Construction & Condition:



Constructed from timber. The general condition of this structure is poor. Repairs or maintenance is required. The method of attachment lends itself to potential failure without warning and should be rectified.

Roof Construction:

The roof is of skillion construction.

Roof is covered with:

Metal decking:

Roof Covering Condition Detail:



The overall condition of the roof coverings is fair.

Defects or Maintenance Items:



Gutters and stormwater dispersal system are not connected to this roof. Some timbers of this structure are in contact with soil and or pavements. This situation can allow concealed termite entry and we recommend that modifications be made.

The following action is recommended:

A licensed builder should be called to make a further evaluation and repairs or rectification as needed.

GARAGING

Garage:

Garage Location:



Under the main building.

Restrictions to inspection



Stored items restricted inspection to the interior. Stored items should be removed to enable a more complete report to be submitted.

General Overall Condition:



The overall condition of the garage is poor. The roof sheets are end lapped this promotes Corrosion and premature failure in roof sheets.

Roof Construction:



The roof is of skillion style construction. Rafter to tail Connection appears to be inadequate we suggest additional support to be provided,

Roof Access Limitations:

No access was possible to the external roof area due to the roof not being accessible from a 3.6 metre ladder. In Qld access can only be gained to the roof area if done so in accordance with Workplace Health and Safety Act 1995 Reprint 2010, as there are no roof anchors or guard rails provided to roof area access can not be obtained.

Front Doors - Type & Condition



The main garage door is a tilt style door and is in fair condition.

Floor - Type & General Condition



The concrete floor is generally in poor condition. A dirt floor is present in this area.

The following action is recommended:

A licensed builder should be called to make a further evaluation and repairs or rectification as needed.

ROOF SYSTEM INTERNAL

Restrictions - Roof Interior:

Cavity Present/Not Accessible:

A roof void is present but is not accessible as no entry point could be located from within the inspected structure. Access should be gained to enable a further inspection to be carried out prior to purchase.

FOOTINGS

Footings:

Type & General Condition:

The building is constructed on a concrete slab. The building is constructed on a combination of strip footings and concrete slab footings. The footings appear to be generally sound.

SITE

Driveway:

Type & Condition:



The concrete driveway stands in fair condition.

Fences & Gates:

Fences Type & Condition:

The fences are mainly constructed from timber and metal.

Location:

Dividing fence section:

Paths/Paved Areas:

Type & Condition:



The paths/paved areas are constructed mainly of; Concrete: The concrete paths/paved areas have some visible cracking that should be monitored for further movement. The concrete paths/paved areas have subsided in areas and will require repair. This may present a tripping hazard. Rectification should be considered.



The concrete paths/paved areas are in poor condition.

Drainage - Surface Water:

Description:

Site drainage appears to be acceptable. However, the site should be monitored during heavy rain to determine whether the existing drains can cope. If they cannot cope, then additional drains may be required.

The general adequacy of site drainage is not included in the Standard Property Inspection Report. Comments on surface water drainage are limited as where there has been either little or no rainfall for a period of time, surface water drainage may appear to be adequate but then during periods of heavy rain, may be found to be inadequate. Any comments made in this section are relevant only in light of the conditions present at the time of inspection. It is recommended that a Smoke Test be obtained to determine any illegal connections, blocked or broken drains.

SERVICES

Important Notes: In regard to plumbing or electrical, it should be noted that we are not plumbers or electricians and any comment made is not that of a qualified plumber or electrician. We recommend that a qualified contractor be engaged to make comment on any matter dealing with plumbing or electrical issues.

Services:

Details:

The cold water was operational but the adequacy was not tested and is not commented on. Smoke detectors are fitted however, the positioning, operation or adequacy was not tested and is not commented on. Residual current device (RCD) was noted in the electrical meter box. Functionality has not been tested, please contact a Licensed Electrical Contractor for testing to confirm proper installation and operation. Air-conditioning is installed in the premises but has not been inspected.

Water Lines & Pressure:

Details:

The visible water lines are in copper pipe. Water pressure appears to be normal, however, this is not an opinion of a licensed plumber.

Hot Water Service:

Hot water is provided by the following:



Mains electric hot water system: Mains pressure: Located in the laundry: The hot water system appears to be in working condition. No specific tests other than running the hot water from a tap was carried out. No determination has been made as to the suitability or adequacy of the hot water system in relation to capacity or otherwise.

Age of Unit:

We were unable to determine the age of the unit.

Important Information

Important Information:

The following forms an integral part of the report and MUST be read in conjunction with the entire report.

General Definitions used in this report:

The Definitions of the Terms (Good), (Fair), & (Poor) below apply to defects associated with individual items or specific areas:

Good - The item or area inspected appears to be in Serviceable and/or Sound Condition without any significant visible defects at the time of inspection.

Fair - The item or area inspected exhibits some minor defects, minor damage or wear and tear may require some repairs of maintenance.

Poor - The item or area inspected requires significant repairs or replacement and may be in a badly neglected state due to age or lack of maintenance or deterioration or not finished to an acceptable standard of workmanship.

The Definitions (Above Average), (Average), (Below Average) relate to the inspectors opinion of the Overall Condition of the Building:

Above Average - The overall condition is above that consistent with dwellings of approximately the same age and construction. Most items and areas are well maintained and show a high standard of workmanship when compared with building of similar age and construction.

Average - The overall condition is consistent with dwellings of approximately the same age and construction. There will be areas or items requiring some repair or maintenance.

Below Average - The Building and its parts show some significant defects and/or very poor non- tradesman like workmanship and/or long term neglect and/or defects requiring major repairs or reconstruction of major building elements.

Appearance Defect - Where in the inspectors opinion the appearance of the building element has blemishes at the time of the inspection and the expected consequence of this cracking is unknown until further information is obtained.

Serviceability Defect - Where in the inspectors opinion the function of the building element is impaired at the time of the inspection and the expected consequence of this cracking is unknown until further information is obtained.

Structural Defect - Where in the inspector's opinion the structural performance of the building element is impaired at the time of the inspection and the expected consequence of this cracking is unknown until further information is obtained.

Accessible Area - An area on the site where sufficient, safe and reasonable access is available to allow inspection within the scope of the inspection.

General and Important Information:

Note: In the case of strata and company title properties, the inspection is limited to the interior and immediate exterior of the particular unit being inspected. The Exterior above ground floor level is not inspected. The complete inspection of other common property areas would be the subject of a Special-Purpose Inspection Report which is adequately specified.

Shower Recesses: Tests may be made on shower recesses to detect leaks (if water is connected). The tests may

not reveal leaks or show incorrect waterproofing if silicone liquid or masonry sealant has been applied prior to the inspection. Such application is a temporary waterproofing measure and may last for some months before breaking down. The tests on shower recesses are limited to running water within the recesses and visually checking for leaks. As showers are only checked for a short period of time, prolonged use may reveal leaks that were not detected at the time of inspection. No evidence of a current leak during inspection does not necessarily mean that the shower does not leak.

Glass Caution: Glazing in older houses (built before 1978) may not necessarily comply with current glass safety standards AS1288. In the interests of safety, glass panes in doors and windows especially in trafficable areas should be replaced with safety glass or have shatterproof film installed unless they already comply with the current standard.

Stairs & Balustrade: Specifications have been laid down by the Australian Building Code - Section 3.9 covering stairs, landings and balustrade to ensure the safety of all occupants and visitors in a building. Many balustrade and stairs built before 1996 may not comply with the current standard. You must upgrade all such items to the current standard to improve safety.

Rooms below ground level: If there are any rooms under the house or below ground level (whether they be habitable or non-habitable rooms), these may be subject to dampness and water penetration. Drains are not always installed correctly or could be blocked. It is common to have damp problems and water entry into these types of rooms, especially during periods of heavy rainfall and this may not be evident upon initial inspection. These rooms may not have council approval. The purchaser should make their own enquires with the Council to ascertain if approval was given.

Trees: Where trees are too close to the house this could affect the performance of the footing as the moisture levels change in the ground. A Geotechnical Inspection can determine the foundation material and advise on the best course of action with regards to the trees.

The septic tanks: Should be inspected by a licensed plumber.

Swimming Pools: Swimming Pools/Spas are not part of the Standard Building Report under AS4349.1-2007 and are not covered by this Report. We strongly recommend a pool expert should be consulted to examine the pool and the pool equipment and plumbing as well as the requirements to meet the standard for pool fencing. Failure to conduct this inspection and put into place the necessary recommendations could result in finds for non compliance under the legislation.

Surface Water Drainage: The retention of water from surface run off could have an effect on the foundation material which in turn could affect the footings to the house. Best practice is to monitor the flow of surface water and stormwater run off and have the water directed away from the house or to storm water pipes by a licensed plumber/drainier.

Important Information Regarding the Scope and Limitations of the Inspection and this Report

Any person who relies upon the contents of this report does so acknowledging that the following clauses, which define the Scope and Limitations of the inspection, form an integral part of the report.

- 1) This report is not an all encompassing report dealing with the building from every aspect. It is a reasonable attempt to identify any obvious or significant defects apparent at the time of the inspection. Whether or not a defect is considered significant or not, depends, to a large extent, upon the age and type of the building inspected. This report is not a Certificate of Compliance with the requirements of any Act, Regulation, Ordinance or By-law. It is not a structural report. Should you require any advice of a structural nature you should contact a structural engineer.
- 2) **THIS IS A VISUAL INSPECTION ONLY** limited to those areas and sections of the property fully accessible and visible to the Inspector on the date of Inspection. The inspection DID NOT include breaking apart, dismantling, removing or moving objects including, but not limited to, foliage, mouldings, roof insulation/sisalation, floor or wall coverings, siding, ceilings, floors, furnishings, appliances or personal possessions. The inspector CANNOT see inside walls, between floors, inside skillion roofing, behind stored goods in cupboards and other areas that are concealed or obstructed. The inspector DID NOT dig, gouge, force or perform any other invasive procedures. Visible timbers CANNOT be destructively probed or hit without the written permission of the property owner.
- 3) This Report does not and cannot make comment upon: defects that may have been concealed; the

assessment or detection of defects (including rising damp and leaks) which may be subject to the prevailing weather conditions; whether or not services have been used for some time prior to the inspection and whether this will affect the detection of leaks or other defects (eg. *In the case of shower enclosures the absence of any dampness at the time of the inspection does not necessarily mean that the enclosure will not leak*); the presence or absence of timber pests; gas-fittings; common property areas; environmental concerns; the proximity of the property to flight paths, railways, or busy traffic; noise levels; health and safety issues; heritage concerns; security concerns; fire protection; site drainage (apart from surface water drainage); swimming pools and spas (non-structural); detection and identification of illegal building work; detection and identification of illegal plumbing work; durability of exposed finishes; neighbourhood problems; document analysis; electrical installation; any matters that are solely regulated by statute; any area(s) or item(s) that could not be inspected by the consultant.

Accordingly this Report is not a guarantee that defects and/or damage does not exist in any inaccessible or partly inaccessible areas or sections of the property. **(NB Such matters may upon request be covered under the terms of a Special-Purpose Property Report.)**

4) CONSUMER COMPLAINTS PROCEDURE. In the event of any controversy or claim arising out of, or relating to this Report, either party must give written Notice of the dispute to the other party. If the dispute is not resolved within ten (10) days from the service of the Notice then the dispute shall be referred to a mediator nominated by the Inspector. Should the dispute not be resolved by mediation then either party may refer the dispute to the Institute of Arbitrator and Mediator of Australia for resolution by arbitration.

5) ASBESTOS DISCLAIMER: "No inspection for asbestos was carried out at the property and no report on the presence or absence of asbestos is provided. If during the course of the Inspection asbestos or materials containing asbestos happened to be noticed then this may be noted in the **Additional Comments** section of the report. Buildings built prior to 1982 may have wall and/or ceiling sheeting and other products including roof sheeting that contains Asbestos. Even building built after this date up until the early 90s may contain some Asbestos. Sheeting should be fully sealed. If concerned or if the building was built prior to 1990 or if asbestos is noted as present within the property then you should seek advice from a qualified asbestos removal expert as to the amount and importance of the asbestos present and the cost of sealing or removal. Drilling, cutting or removing sheeting or products containing Asbestos is a high risk to peoples health. You should seek advice from a qualified asbestos removal expert."

6) Mould (Mildew and Non-Wood Decay Fungi) Disclaimer: Mildew and non wood decay fungi is commonly known as Mould. However, Mould and their spores may cause health problems or allergic reactions such as asthma and dermatitis in some people. **No inspection for Mould was carried out at the property and no report on the presence or absence of Mould is provided.** If in the course of the Inspection, mould happened to be noticed it may be noted in the report. If Mould is noted as present within the property or if you notice Mould and you are concerned as to the possible health risk resulting from its presence then you should seek advice from your local Council, State or Commonwealth Government Health Department or a qualified expert such as an Industry Hygienist.

7) Estimating Disclaimer: Any estimates provided in this report are merely opinions of possible costs that could be encountered, based on the knowledge and experience of the inspector, and are not estimates in the sense of being a calculation of the likely costs to be incurred. The estimates are NOT a guarantee or quotation for work to be carried out. The actual cost is ultimately dependent upon the materials used, standard of work carried out, and what a contractor is prepared to do the work for. It is recommended in ALL instances that multiple independent quotes are sourced prior to any work being carried out. The inspector accepts no liability for any estimates provided throughout this report.

8) Cracking of Building Elements: The use of cracking of building elements as an indicator of structural performance can be problematic. Where any cracking is present in a building element, that cracking may be the result of one or more of a range of factors and that the significance of cracking may vary.

Cracking can be generally categorized into:

Appearance Defect: Where in the inspectors opinion the appearance of the building element has blemishes at the time of the inspection and the expected consequence of this cracking is unknown until further information is obtained.

Serviceability Defect: Where in the inspectors opinion the function of the building element is impaired at the time of the inspection and the expected consequence of this cracking is unknown until further information is obtained.

Structural Defect: Where in the inspector's opinion the structural performance of the building element is impaired at the time of the inspection and the expected consequence of this cracking is unknown until further information is obtained.

The criteria for determining whether cracking is a structural defect are not solely related to crack width. Cracks 0.1mm wide may be a structural defect while cracks 5.00mm wide may not be structural defects. Cracking in a structural element does not necessarily indicate a structural defect.

9) CONDITIONS :- This standard property report is conditional upon or conditional in relation to -

- the assessment of any apparent defect including rising damp and leaks, the detection of which may be subject to prevailing weather conditions;
- information provided by the person, the employees or agents of the person requesting the report;
- the specific areas of expertise of the consultant specified in the report;
- apparent concealment of possible defects; or
- any other factor limiting the preparation of the report.

10) If the property to be inspected is occupied then You must be aware that furnishings or household items may be concealing evidence of problems, which may only be revealed when the items are moved or removed. Where the Report says the property is occupied You agree to:

a) Obtain a statement from the owner as to

- i. any Timber Pest activity or damage;
- ii. timber repairs or other repairs
- iii. alterations or other problems to the property known to them
- iv. any other work carried out to the property including Timber Pest treatments
- v. obtain copies of any paperwork issued and the details of all work carried out

b) Indemnify the Inspector from any loss incurred by You relating to the items listed in clause a) above where no such statement is obtained.

11) The Inspection Will not cover or report the items listed in Appendix D to AS4349.1-2007

12) You agree that We cannot accept any liability for Our failure to report a defect that was concealed by the owner of the building being inspected and You agree to indemnify Us for any failure to find such concealed defects

13) Where Our report recommends another type of inspection including an invasive inspection and report then You should have such an inspection carried out prior to the exchange of contracts or end of cooling-off period. If You fail to follow Our recommendations then You agree and accept that You may suffer a financial loss and indemnify Us against all losses that You incur resulting from Your failure to act on Our advice.

14) The Report may not be sold or provided to any other Person without Our express written permission, unless the Client is authorised to do so by Legislation. If We give our permission it may be subject to conditions such as payment of a further fee by the other Person and agreement from the other Person to comply with this clause.

However, We may sell the Report to any other Person although there is no obligation for Us to do so.

15) You indemnify Us in respect of any and all liability, including all claims, actions, proceedings, judgments, damages, losses, interest, costs and expenses of any nature, which may be incurred by, brought, made or recovered against Us arising directly or indirectly from the unauthorised provision or sale of the Report by You to a Person without Our express written permission.

IMPORTANT DISCLAIMER

DISCLAIMER OF LIABILITY: -No Liability shall be accepted on an account of failure of the Report to notify any problems in the area(s) or section(s) of the subject property physically inaccessible for inspection, or to which access for Inspection is denied by or to the Inspector (including but not limited to or any area(s) or section(s) so specified by the Report).

DISCLAIMER OF LIABILITY TO THIRD PARTIES: - We will not be liable for any loss, damage, cost or expense, whatsoever, suffered or incurred by any Person other than You in connection with the use of the Inspection

Report provided pursuant to this agreement by that Person for any purpose or in any way, including the use of this report for any purpose connected with the sale, purchase, or use of the Property or the giving of security over the Property, to the extent permissible by law. The only Person to whom We may be liable and to whom losses arising in contract or tort sustained may be payable by Us is the Client named on the face page of this Agreement.

CONTACT THE INSPECTOR

Please feel free to contact the inspector who carried out this inspection. Often it is very difficult to fully explain situations, problems, access difficulties, building faults or their importance in a manner that is readily understandable by the reader. Should you have any difficulty in understanding anything contained within this report then you should immediately contact the inspector and have the matter explained to you. If you have any questions at all or require any clarification then contact the inspector prior to acting on this report.

..... End Of Report

VISUAL TIMBER PEST INSPECTION PART 2 of REPORT

Sect 2 PEST INSPECTION

INSPECTED BY:

Inspector.

TERMS AND CONDITIONS

Any person who relies upon the contents of this report does so acknowledging that the following clauses which define the Scope and Limitations of the inspection form an integral part of the report.

THIS IS A VISUAL INSPECTION ONLY in accord with the requirements of AS 4349.3 - Inspection of buildings Part 3: Timber Pest Inspections.

This visual inspection was limited to those areas and sections of the property to which reasonable access (See Section 2.0 Reasonable Access) was both available and permitted on the date and at the time of Inspection. The inspection DID NOT include breaking apart, dismantling, removing or moving objects including, but not limited to, foliage, mouldings, roof insulation/sisalation, floor or wall coverings, sidings, ceilings, floors, furnishings, appliances or personal possessions. The Inspector CANNOT see inside walls, between floors, inside skillion roofing, inside the eaves, behind stored goods in cupboards, or other areas that are concealed or obstructed. The inspector DID NOT dig, gouge, force or perform any other invasive procedures. In an occupied property it must be understood that furnishings or household items may be concealing evidence of Timber Pests or damage which may only be revealed when the items are moved or removed. Inspection of fence lines and posts is restricted to those timbers above ground level and facing the property inspected. The inspection does not extend nor should comments be inferred in respect to timbers, palings, fence posts below ground level, or where timbers are obstructed by plant life or overgrowth or other materials which restrict or prevent physical bodily access. No inspection is inferred to areas of trees or external areas over 3.6 metres above the natural ground level. An Invasive Inspection will not be performed unless a separate contract is entered into. In the case of Strata type properties only the interior of the subject dwelling is inspected.

LIMITATIONS

Nothing contained in the Report implies that any inaccessible or partly inaccessible area(s) or section(s) of the property being inspected by the Inspector on the date of the inspection were not, or have not been, infested by Timber Pests. Accordingly, this Report is not a guarantee that an infestation and /or damage does not exist in any inaccessible or partly inaccessible area(s) or section(s) of the property, nor is it a guarantee that a future infestation of Timber Pests will not occur or be found. Australian Standard for Termite Management Part 2: In and around existing buildings and structures (AS 3660.2-2000) recommends that properties should be inspected at least every twelve (12) months but more frequent inspections are strongly recommended and may be recommended in this report.

SCOPE OF REPORT

This report is confined to the reporting on the discovery, or non discovery, of infestation and/or damage caused by subterranean and dampwood termites (white ants), borers of dry seasoned timber and wood decay fungi (hereinafter referred to as "Timber Pests"), present on the date and at the time of inspection by visual inspection of those areas and sections of the property accessible to the Inspector. The inspection did not cover any other pests and this Report

does not comment on them. Dry wood termites ("Family: KALOTERMITIDAE") and European House Borer (*Hylotrupes bujulus Linnaeus*) were excluded from the Inspection, but have been reported on if, in the course of the Inspection, any visual evidence of infestation happened to be found. If *Cryptotermes brevis* (West Indian Dry Wood Termite) or *Hylotrupes bujulus Linnaeus* are discovered we are required by law to notify Government Authorities. If reported a special purpose report may be necessary.

DISCLAIMER OF LIABILITY

No liability shall be accepted on account of failure of the Report to notify of any Timber Pest activity and/or damage present at or prior to the date of the Report in any area(s) or section(s) of the subject property physically inaccessible for inspection or to which access for inspection is denied by or to the Inspector (including but not limited to) any area(s) or section(s) so specified by the Report.

DISCLAIMER OF LIABILITY TO THIRD PARTIES

Compensation will only be payable arising for losses payable in contract or tort sustained by the Client named in this report either under the heading Report Commissioned By or the heading Purchaser.

This Report CANNOT be on sold by the Client or any other party other than the Report Author to any other party.

COMPLAINTS PROCEDURE

In the event of any dispute or claim arising out of, or relating to the Inspection or the Report, or any alleged negligent act or omission on Our part or on the part of the individual conducting the Inspection, either party may give written Notice of the dispute or claim to the other party. If the dispute is not resolved within twenty one (21) days from the service of the written Notice then either party may refer the dispute or claim to a mediator nominated by Us. the cost shall be met equally by both parties or as agreed as part of the mediated settlement. Should the dispute or claim not be resolved by mediation then one or other of the parties may refer the dispute or claim to the Institute of Arbitrators and Mediators of Australia who will appoint an Arbitrator who will resolve the dispute by arbitration. the Arbitrator will also determine what costs each of the parties are to pay.

DETERMINING EXTENT OF DAMAGE

This Report is NOT a structural damage report. We claim no expertise in building and any inexpert opinion we give on timber damage CANNOT be relied upon. The Report will not state the full extent of any timber pest damage. The Report will state timber damage found as 'minor', 'moderate', or 'severe'. This information is not the opinion of an expert. If any evidence of Timber Pest activity and/or damage resulting from Timber Pest activity is reported either in the structure(s) or the grounds of the property, then You must assume that there may be concealed structural damage within the building(s). This concealed damage may only be found when wall linings, cladding or insulation are removed to reveal previously concealed timbers. An invasive Timber Pest Inspection (for which a separate contract is required) is strongly recommended and You should arrange for a qualified person such as a Builder, Engineer, or Architect to carry out a structural inspection and to determine the full extent of the damage and the extent of repairs that may be required. You agree that neither We nor the individual conducting the Inspection is responsible or liable for the repair of any damage whether disclosed by the report or not.

IMPORTANT INFORMATION

Any person who relies upon the contents of this Report does so acknowledging that the above clauses define the Scope and Limitations of the inspection and form an integral part of the report. The Report is made solely for the use and benefit of the Client named on the front of this Report and no liability or responsibility whatsoever, in contract or in tort, is accepted to any third party who may rely on this Report wholly or in part. Any third parties acting or relying on this report do so at their own risk.

RECOMMENDATIONS FOR FURTHER ACCESS

Where recommendations are made for further access to be gained, whether those recommendations are made in the brief summary at the front of the report, the main body of the report or the summary in detail at the end of the report, such access and any further inspection required subsequent to access being gained must be carried out prior to committing to the property in question.

BRIEF SUMMARY

IMPORTANT DISCLAIMER

This Brief Summary is supplied to allow a quick and superficial overview of the inspection results. This summary **is NOT** the Report and **cannot be relied upon on its own**.

Where recommendations are made for further access to be gained, or further inspections to be carried out, whether those recommendations are made in this brief summary, the main body of the report or the summary in detail at the end of the report, such access and any further inspection required subsequent to access being gained, or any further inspection recommendations, must be carried out prior to committing to the property in question.

This Summary must be read in conjunction with the full Report and not in isolation from the Report. If there should happen to be any discrepancy between anything in the Summary and anything in the Report then the information in the Report shall override that of this Summary.

For complete and accurate information, please refer to the following report.

ACCESS

Any area(s) to which access should be gained?

Other than some areas that are normally inaccessible areas due to construction methods, normal access was gained. Please read the entire report.

TIMBER PEST ACTIVITY OR DAMAGE

Active termites found?

At the time of the inspection no visible evidence of termite activity (live termites) was found in the areas able to be inspected. Please read the entire report.

Visible evidence of subterranean termite workings or damage found?

Visible evidence of termite damage such as mud tubes or damaged timbers were found. You may need to arrange for a treatment and may need to consult a builder or other expert. Please read the entire report. Evidence of a termite management program was found. Please read the entire report.

Visible evidence of borers of seasoned timbers found?

At the time of the inspection no visible evidence of borer activity or damage was found in the areas able to be inspected. Please read the entire report.

Evidence of damage caused by wood decay (rot) fungi found?

Evidence of damage resulting from wood decay fungi (wood rot) was found. Please read the entire report.

Important: We strongly recommend the purchaser make their own inquiries from the vendor about any history regarding Timber Pests and in particular Termites for this property.

DESCRIPTION OF STRUCTURE(S) INSPECTED

The property inspected is a

Single storey free standing dwelling.

FURNISHED PROPERTIES

Was the property furnished at the time of inspection?

Yes - Where a property was furnished (fully or partly) at the time of the inspection then you must understand that the furnishings and stored goods may be concealing evidence of Timber Pest Activity. This evidence may only be revealed when the property is vacated. A further inspection of the vacant property is strongly recommended in this case.

DEGREE OF RISK

The Overall degree of risk to Timber Pest Infestation:

The overall degree of risk of Timber Pest Infestation to this property appears to be **High** - See notes below.

The Overall degree of risk of Timber Pest Infestation is a subjective assessment by the inspector at the time of the inspection taking into account many factors which include but are in no way limited to location and proximity to bush land and trees, the presence of evidence of timber pest damage or activity close to the inspected structure or within the inspected structure, conducive conditions that raise the potential of timber pest attack such as timbers in contact with soil, inaccessible areas, slab on ground construction etc, or other factors that in the inspectors opinion, raise the risk of future timber pest attack. It should be noted that even if a risk factor is high, this is not meant to deter a purchaser from purchasing the property, it is just to make them aware that increased vigilance is warranted and any recommendations regarding reducing conducive conditions or frequency of inspections should be headed by any property owner. Often, by reducing or eliminating some of the conducive conditions, the risk factor may be lowered.

FREQUENCY OF FUTURE INSPECTIONS

Future Inspection Frequency:

It is recommended that the subject property be fully inspected for timber pest activity and a written report be prepared in accord with AS 4349.3 or AS 3660.2-2000 at a frequency not greater than every 6 Months or as directed on or within pest management documentation.

Australian Standards 3660.2-2000 recommends "regular competent inspections should be carried out at least on an annual basis but more frequent inspections are strongly recommended". It goes on to inform that "regular inspections will not prevent termite attack, but may help in the detection of termite activity. Early detection will allow remedial treatment to be commenced sooner and damage to be minimized".

ROOF

Inspection within any accessible roof cavity will normally be limited by a number of factors including the method of construction, low pitched or inaccessible sections, insulating materials, ducting and in some instances, stored items.

Restrictions to Access

Access Restrictions

Clearance within sections of the roof was too low to allow body access. This allows only a limited visual inspection from a distance to be carried out. Roofing timbers above the area(s) listed below were not accessed.

Above the following location or area

Throughout.

Wood decay damage found

Description

Yes - Wood decay damage was noted to the following timbers/areas.

Affected roof timbers

Various roofing timbers:

Above the following location or area

Eaves:

Severity

Visible timber damage appears moderate to severe. Refer to the definitions section of this report - Section 1.6 - Timber Damage.

INTERIOR

Restrictions

Inspection Restrictions

Both floorcoverings and furnishings were present and restricted inspection within this area.

Access Restrictions

Inspection within some internal areas was significantly restricted by the amount of stored items present. These must be removed to enable a more complete report to be submitted. Inspection within various cupboards was restricted by stored items.

Location/area

Throughout.

Evidence of active timber pests

Details

No Timber Pest activity was detected to visible and accessible timbers at the time of the inspection.

It should be noted that inspection within this area was limited as noted. This comment regarding the absence of evidence of Timber Pest activity refers to the accessible inspected areas and timbers only.

Inactive Termite Evidence

Evidence of termite attack found



Yes - Inspection revealed currently inactive termite attack (damaged timbers and/or termite workings) within this area including but not necessarily limited to the following timbers and the areas listed below.

Affected interior timbers

Door frame/jamb timbers:

Location/area

Bedroom four:

Severity

Visible timber damage appears moderate to severe. Refer to the definitions section of this report - Section 1.6 - Timber Damage.

SUBFLOOR #2

Slab areas

Slab areas

The property is constructed on a concrete slab foundation to which there is no subfloor for inspection. See important information in Section 4.0 Concrete Slab Homes (Part or Full Slab).

Inspection of the concrete floor slab edge was restricted. In our experience, termites most commonly enter over the slab edge and therefore we recommend modifications be made to expose the slab edge, see Section 4.0 - Concrete Slab Homes (part or full). A very high proportion of termite entry occurs over the slab edge. Covering the slab edge makes concealed entry for termites very easy and nearly impossible to visually detect. The following items restricted access to the edge of the slab: **Soil: Paths: Patios: Pavers: Air-conditioning unit: Stored goods: The method of construction: Other structures or buildings:**

Evidence of active timber pests

Details

No Timber Pest activity was detected to visible and accessible timbers at the time of the inspection.

It should be noted that inspection within this area was limited as noted. This comment regarding the absence of evidence of Timber Pest activity refers to the accessible inspected areas and timbers only.

Conductive conditions

Description

See comments above under heading Slab.

Below the following location or area

The entire subfloor:

VENTILATION

Ventilation, particularly to the sub floor region is important in minimising the opportunity for Timber Pests to establish themselves within a property. We claim no expertise in building, however we have assessed the ventilation and noted our opinion below. Where ventilation is stated to be limited, inadequate or we are unable to determine the status of the ventilation due to the lack of access, a builder or other expert should be consulted.

Subfloor Ventilation

Description

The property is constructed on a concrete slab and ventilation is not applicable.

EXTERNAL

Restrictions

Description

Pavers or concrete paths directly against external wall is restricting visual inspection of the base of the wall. A/C Unit prevents access to the wall this should be located atleast one metre away from the wall to allow for unrestricted inspection of the base of the wall or supporting slab should be poured in conjunction with main slab to prevent areas where termites maybe able to gain access without detection.

Evidence of active timber pests

Details

No Timber Pest activity was detected to visible and accessible timbers at the time of the inspection.

It should be noted that inspection within this area was limited as noted. This comment regarding the absence of evidence of Timber Pest activity refers to the accessible inspected areas and timbers only.

Inactive Termite Evidence

Evidence of termite attack found

Yes - Inspection revealed currently inactive termite attack (damaged timbers and/or termite workings) within this area including but not necessarily limited to the following timbers and the areas listed below.

Affected external timbers

Tree stump(s):

Location/area

Various areas:

Severity

Visible timber damage appears minor to moderate however. Refer to the definitions section of this report - Section 1.6 - Timber Damage.

Conductive Conditions

Description



Water is dripping on pavement adjacent to external wall of building. The level of some external paths, paved areas or soil is either higher than, or at a similar level, as that of the internal floors or footing lines where external brickwork is placed, it is our experience that most termite entry occurs between physical termite barriers, finished ground levels and top of footings. This situation could allow concealed termite entry. We strongly recommend if possible the lowering of these to below the internal floor level to reduce the risk of concealed termite entry alternatively an approved proprietary in ground chemical pest barrier should be installed and maintained on a regular basis. External cladding is in contact with soil. This can allow concealed termite entry and we recommend modifications be made so that soil is not in contact with cladding.

Some gutters and/or downpipes appear to discharge rainwater directly adjacent to the foundations of the structure. These should be connected to a stormwater dispersal system.

The level of some external paths, paved areas or soil is either higher than, or at a similar level, as that of the internal floors. This situation could allow concealed termite entry. We strongly recommend the lowering of these to below the internal floor level to reduce the risk of concealed termite entry.

Some external timbers are in contact with soil. These should be modified so that timber to soil contact does not occur.

Pergola support timbers are either in contact with or in close proximity to soil. This situation is highly conducive to

termite attack and can allow concealed termite entry. We recommend modifications be made.

The tap discharges water directly adjacent to the foundation area. Moist conditions such as this are highly conducive to termite attack. This situation should be rectified.

FENCES

Restrictions & Conducive Conditions:

Description of Restriction:

Inspection to the following fencing timbers was restricted in part by foliage - Various fencing timbers:

Conducive Conditions:

Gardens or soil have been built up against the base of fences in some areas. This build up can conceal current timber pest attack and significantly increases the risk of future attack. Gardens and soil should not be built up against fencing timbers and we recommend modifications be made.

Evidence of active timber pests

Details

No Timber Pest activity was detected to visible and accessible timbers at the time of the inspection.

It should be noted that inspection within this area was limited as noted. This comment regarding the absence of evidence of Timber Pest activity refers to the accessible inspected areas and timbers only.

Wood decay damage found

Description

Yes - Wood decay damage was noted to the following timbers/areas.

Affected fence timbers

Various fencing timbers:

Severity

Visible timber damage appears moderate however. Refer to the definitions section of this report - Section 1.6 - Timber Damage.

GARAGING #2

Description of garaging

Describe garaging

A garage:

Restrictions

Description



Inspection within the garage was severely restricted by stored items. These must be removed to enable a more complete report to be submitted. The garage is partially lined preventing inspection to some framing timbers.

Evidence of active timber pests


Details

No Timber Pest activity was detected to visible and accessible timbers at the time of the inspection.

It should be noted that inspection within this area was limited as noted. This comment regarding the absence of evidence of Timber Pest activity refers to the accessible inspected areas and timbers only.

Conducive Conditions

Description



External cladding is in contact with soil. This can allow concealed termite entry and we recommend modifications be made so that soil is not in contact with cladding.

Some gutters and/or downpipes appear to discharge rainwater directly adjacent to the foundations of the structure. These should be connected to a stormwater dispersal system.

The level of some external paths, paved areas or soil is either higher than, or at a similar level, as that of the internal floors. This situation could allow concealed termite entry. We strongly recommend the lowering of these to below the internal floor level to reduce the risk of concealed termite entry.

The following timbers are in contact with soil. Timber to soil contact can allow concealed termite entry and we recommend modifications be made.

Affected garaging timbers

Wall framing timbers:

OUTBUILDINGS #2

Description of Outbuildings

List of outbuildings

No outbuildings were present at the time of inspection:

EVIDENCE OF TREATMENT

It is not always easy to determine if a property has been treated for subterranean termites particularly if such a treatment was carried out during construction or the evidence of a treatment has been concealed. Treatments may consist of physical or chemical barriers or a combination of both. This summary of treatment evidence is in no way conclusive. Where no visible evidence of treatment was found, it does not necessarily mean that the property was not or has not been treated. Some signs of treatment are not readily visible during an inspection. Where any evidence of a termite treatment was noted, and the treatment was not carried out by this firm, we can give no assurances with regard to the work performed or other work carried out as a result of timber pest attack. Further enquiries should be made and any documentation obtained to verify work carried out. Where no evidence of a pre construction treatment is noted (or any subsequent treatment), any prospective purchaser should make their own enquiries to determine what protective measures were taken during the construction of the property to protect against termite attack.

Evidence of termite treatment to the property

Description



We found evidence that a termite treatment may have been carried out to this property. Where any evidence of a termite treatment or termite management system was noted, we strongly recommend any prospective purchaser research the documentation available in relation to this property and seek further information from the vendor in relation to any previous termite attack. The following evidence was found during our inspection. Evidence of drill holes were noted to concrete areas. Drill holes are an indicator

that the area or areas may have been treated by chemical injection in respect to termite control or protection. Timber pest damage may exist in concealed areas. You should have an invasive inspection carried out and have a builder determine the full extent of any damage.

TERMITE MANAGEMENT NOTICE CHEMICAL AND/OR PHYSICAL BARRIER

This building has been treated with an approved Termite Management system to deter subterranean termite attack, in accordance with AS3660.1-2000 (part 1 - New Buildings) and AS3660.2-2000 (Part 2 - In and Around Existing Buildings and Structures).

DATE APPLIED: 4/6/05

Method Used: ☒ Chemical Barrier ☐ Physical Barrier

Chemical Used: Termitor

Physical Method Used: _____

Area Treated	Life Expectancy (as per Label)
<input type="checkbox"/> Under slab Years
<input checked="" type="checkbox"/> Perimeter Years
<input type="checkbox"/> Sub Floor Years
<input type="checkbox"/> Other Years

Caution: (Chemical Barrier) Disturbance or covering of the treated soil in contact with the building or structural attachment may reduce the effectiveness of the treatment and could increase the risk of termite

AVOID CONTACT WITH TREATED SOIL

IMPORTANT: The building must be inspected for termite activity at regular intervals not exceeding 12 months or every 12 months from the installation date. The type of inspection will be dependent upon the method used and the manufacturer's recommendation for this treatment is

1300 768610

Treated By: [Signature] Phone No: 38052510

A notice indicates that the property may have been treated in respect to attack by subterranean termites. We strongly recommend any prospective purchaser attempt to verify the full extent of any treatment or other work carried out and obtain copies of all relevant documentation. This firm can give no assurances with regard to work that may have been previously performed by other firms. You should make your own inquiries as to the quality of the treatment, when it was carried out and warranty information.

SUMMARY IN DETAIL

IMPORTANT NOTE

This summary must be read in conjunction with the entire report. Some comments and recommendations may be contained in the body of the report and not in the summary. The information contained in the terms and conditions, the body of the report, the summary and general information form the complete report.

SUMMARY DETAILS:

Further Access Required:

Access was not gained to the entire roof cavity as detailed in the report. Where any roof void is present but not accessible, suitable access should be made to enable a more complete report to be submitted.

Evidence of Active Timber Pests:

Inspection revealed no evidence of active timber pest infestation to visible areas and visible timbers at this time. It is possible that timber pest damage or activity may exist in concealed timbers or areas and no comment is made in respect to these concealed timbers or areas. All properties are considered at risk of attack by termites. The risk can be reduced if the property is treated in compliance with Australian Standard 3660. The property should be inspected on a regular basis at intervals not exceeding that of the recommendation made in the brief summary at the front of this report.

It should be noted that due to the method of construction and/or conducive conditions noted, undetected concealed termite entry is possible to this structure that may only become apparent at some time in the future when further invasive inspections or modifications to the structure are made.

Evidence of Termite Damage or Treatment:

Inspection revealed evidence of inactive termite workings or damage. Please refer to Section 1.0 - Definitions paragraph 1.2. Termites are secretive by nature and they will often temporarily desert their workings to later return. Where termite attack has occurred within the structure or on the grounds of the property, damage may also exist in concealed areas. Unless written evidence of a termite protection program in accord with Australian Standards 3660 is provided, a termite management program is strongly recommended to reduce the risk of further attack. In any event, damage may be present in concealed areas and a further INVASIVE INSPECTION is strongly recommended, see Section 3.0 - Further Invasive Inspection. Inspection revealed evidence of a termite treatment as noted in the report.

TREATMENT RECOMMENDATIONS

Where evidence of termite activity was found during the course of this inspection or other factors present indicate that the property is at a high risk of attack by subterranean termites, the property should be treated in compliance with the Australian Standard 3660.

Please note: Any treatment specification and price (if applicable) is to be used as a guide only and this is not a firm quote. We reserve the right to vary the treatment specifications and price upon review.

Chemical Treatment Recommendations

Treatment Required

We have determined that a termite treatment in accord with AS 3660 is necessary. Appropriately qualified pest management firms should be contacted to give treatment options.

IMPORTANT INFORMATION

PLEASE NOTE:

The following information is very important and forms an integral part of this report.

Any structure can be attacked by Timber Pests. Periodic maintenance should include measures to minimise possibilities of infestation in and around a property. Factors which may lead to infestation from Timber Pests include situations where the edge of a concrete slab is covered by soil or garden debris, filled areas, areas with less than 400mm clearance, foam insulation at foundations, earth/wood contact, damp areas, leaking pipes, etc; form-work timbers, scrap timber, tree stumps, mulch, tree branches touching the structure, wood rot, etc. Gardens, pathways or turf abutting or concealing the edge of a concrete slab will allow for concealed entry by timber pests. Any timber in contact with soil such as form-work, scrap timbers or stumps must be removed from under and around the buildings and any leaks repaired. You should endeavour to ensure such conditions DO NOT occur around your property. We further advise that you engage a professional pest control firm to provide a termite management program in accord with AS 3660 to minimise the risk of termite attack. There is no way of preventing termite attack. Even AS 3660 advises that *"the provision of a complete termite barrier will impede and discourage termite entry into a building. It cannot prevent termite attack. Termites can still bridge or breach barriers but they can be detected more readily during routine inspections."*

In relying upon this report you should read and understand the following important information. It will help explain what is involved in a timber pest inspection, the difficulties faced by a timber pest inspector and why it is not possible to guarantee that a property is free of timber pests. It also details important information about what you can do to help protect your property from timber pest attack. This information forms an integral part of the report.

1.0 DEFINITIONS

For the purpose of this inspection, the definitions below apply.

1.1 Active - The presence of live timber pests at the time of inspection.

1.2 Inactive - The absence of live timber pests at the time of inspection.

Note: Where visual evidence of inactive termite workings and/or damage is located, it is possible that termites are still active in the immediate vicinity and the termites may continue to cause further damage. It is not possible, without the benefit of further investigation and inspections over a period of time, to ascertain whether any infestation is active or inactive. Continued, regular inspections are essential.

1.3 Minor - Damage that is surface damage only and does not appear to require any timber replacement or repairs to be carried out.

1.4 Moderate - Damage that is more than surface damage but is unlikely to necessitate any timber replacement or repairs to be carried out.

1.5 Severe - Damage that appears to be significant and the integrity or serviceability of timbers may be impaired. A builder's opinion must be sought in the case of severe damage.

1.6 Timber Damage - Where this report includes comments in relation to the severity of timber damage, it must be understood that this is not a qualified builder's opinion. It is essential that any timber damage be referred to a suitably qualified building professional and obtain a special purpose building report relating to the extent of the timber damage. The full extent of damage may only be revealed by invasive inspection methods including probing and the removal of lining materials. This type of invasive inspection has not been carried out and you should understand that the extent and/or severity of timber damage may be found to increase significantly on such an invasive inspection. The references contained within this report that may refer to the extent of timber damage have only been included to assist in determining treatment specifications and not to quantify the damage and must not be relied upon to determine the costs of repair or replacement.

2.0 REASONABLE ACCESS

You should read and understand the following important information. It will help explain what is involved in a timber pest inspection, the difficulties faced by a timber pest inspector and why it is not possible to guarantee that a property is free of timber pests. It also details important information about what you can do to help protect your property from timber pests. This information forms an integral part of the report.

Only areas to which reasonable access is available were inspected. The Australian Standard 4349.3 defines

reasonable access as "areas where safe, unobstructed access is provided and the minimum clearances specified below are available, or where these clearances are not available, areas within the inspector's unobstructed line of sight and within arm's length. Reasonable access does not include removing screws and bolts to access covers." Reasonable access does not include the use of destructive or invasive inspection methods nor does it include cutting or making access traps or moving heavy furniture, floor coverings or stored goods.

Roof Interior

Access hole = 450 x 450 mm - Crawl Space = 600 x 600mm - Height accessible from 2.1m step ladder or 3.6m ladder placed against a wall.

Subfloor

Access hole = 500 x 400mm - Crawl space (timber floor) = 400mm to bearer, joist or other obstruction, (concrete floor) = 500mm.

Roof Exterior

Must be accessible from a 3.6m ladder.

3.0 A MORE INVASIVE AND PHYSICAL INSPECTION IS AVAILABLE AND RECOMMENDED

This inspection was a visual inspection only. As detailed above, there are many limitations to this visual inspection. With the written permission of the owner of the premises we will perform a more invasive physical inspection that involves moving or lifting of insulation, moving stored items, furniture or foliage during the inspection. We will physically touch, tap, test and where necessary force/gouge suspected accessible timbers. We will gain access to areas, where physically possible and considered practical and necessary, by way of cutting traps and access holes. This style of report is available by ordering with several days notice. Inspection time for this report will be greater than for a visual inspection. It involves disruption in the case of an occupied property, and some permanent marking is likely. You must arrange for the written permission of the owner and must acknowledge all the above information and confirm that our firm will not be held liable for any damage caused to the property. Price available on request.

4.0 CONCRETE SLAB HOMES (Part or full slab)

Homes constructed on concrete slabs pose special problems with respect to detecting termite attack. If the edge of the slab is concealed by garden beds, lawns, paths, pavers or any other obstructions then it is possible for termites to effect concealed entry into the property. They can then cause extensive damage to concealed framing timbers before being detected. Even the most experienced inspector may be unable to detect their presence due to concealment by wall linings or other obstructions. Only when the termites attack visible and accessible timbers in the roof void, which may be concealed by insulation, or some other visible timbers, can their presence be detected. Where termite damage is located in the roof it should be expected that concealed framing timbers (if present) may be extensively damaged. **With a concrete slab home (part or full) it is imperative that you expose the edge of the slab. This may involve the excavation of soil or the complete removal of garden beds, paths, pavers or other features which concealed the slab edge. It is recommended that at least 75 millimetres of the slab edge above ground level remain exposed at all times to facilitate the detection of termite entry. Weep holes must also be kept free of obstructions at all times.**

In some buildings built since July 1995 the edge of the slab forms part of the termite shield system. In these buildings an inspection zone of at least 75mm should be maintained to permit detection of termite entry. The slab edge should not be concealed by render, tiles, cladding, flashings, adjoining structures, paving, soil, turf, or landscaping etc.

5.0 EVIDENCE OF TERMITE DAMAGE

Where visual evidence of termite workings and/or damage was noted in any structure or on the grounds of the property, you must understand that termite damage and/or activity may exist in concealed areas. Termites are secretive by nature and they will often temporarily desert their workings to later return. It is not possible, without benefit of further investigation and a number of inspections over a period of time, to ascertain whether any infestation is active or inactive. Active termites may simply have not been present at the time of inspection due to a prior disturbance, climatic conditions, or they may have been utilising an alternative feeding source. Continued regular inspections are essential.

As damage or activity may exist in concealed or inaccessible areas, a further INVASIVE INSPECTION is available

and is strongly recommended, see Section 3.0 - Further Invasive Inspections. Additionally, regular inspections are strongly recommended at intervals not exceeding the interval recommended in the report.

6.0 SUBTERRANEAN TERMITES

No Property is safe from termites! Termites are the cause of the greatest economic losses of timber in service in Australia. Independent data compiled by State Forests shows 1 in every 4 homes are attacked by termites at some stage in its life. Australia's subterranean termite species (white ants) are the most destructive timber pests in the world. In fact it can take as little as 3 months for a termite colony to severely damage almost all the timber in a home.

How termites attack your home! The most destructive species live in large underground nests containing several hundred thousand timber-destroying insects. The problem arises when a nest matures near your home. Your home provides natural shelter and a food source for the termites. The gallery system of a single termite colony may exploit food sources over as much as one hectare, with individual galleries extending up to 50 metres or more to enter your home. Concrete slabs do not act as a barrier as termites can penetrate cracks through the slab or over the slab edge. They even build mud tubes to gain access to above ground timbers. In rare cases termites can create their nest in the cavity wall of the property without making ground contact. In these cases it may be impossible to determine their presence until extensive timber damage occurs.

Termite Damage! Once in contact with the timber they can excavate it often leaving only a thin veneer on the outside. If left undiscovered the economic species can cause many thousands of dollars damage and can be costly to treat. Treatment costs vary and can range from two to five thousand dollars (or more) to treat.

Subterranean Termite Ecology. These termites are social insects usually living in underground nests. Nests may be in trees or in rare instances they may be in above ground areas within the property. They tunnel underground to enter the building and then remain hidden within the timber making it very difficult to locate them. Where timbers are concealed, as in most modern homes, it makes it even more difficult to locate their presence. Especially if gardens have been built up around the home and termite barriers are either not in place or poorly maintained. Termites form nests in all sorts of locations and they are usually not visible. There may be more than one nest on a property. The diet of termites in the natural environment is the various hardwood and softwood species growing throughout Australia. These same timbers are used in buildings. Worker termites move out from their underground nest into surrounding areas where they obtain food and return to nurture the other casts of termites within the nest. Termites are extremely sensitive to temperature, humidity and light and hence cannot move over ground like most insects. They travel in mud encrusted tunnels to the source of food. Detection of termites is usually by locating these mud tunnels rising from the ground into the affected structure. This takes an expert eye.

Termite barriers protect a building by forcing termites to show themselves. Termites can build mud tunnels around termite barriers to reach the timber above. The presence of termite tracks or leads does not necessarily mean that termites have entered the timber though. A clear view of walls and piers and easy access to the sub-floor means that detection should be fairly easy. However many styles of construction do not lend themselves to ready detection of termites. The design of some properties is such that they make the detection by a pest inspector difficult, if not impossible.

The tapping and probing of walls and internal timbers is an adjunct or additional means of detection of termites but is not as reliable as locating tracks. The use of a moisture meter is a useful aid for determining the presence of termites concealed behind thin wall panels, but it only detects high levels of activity. Older damage that has dried out will not be recorded. It may also provide false readings. Termite tracks may be present in the ceiling space however some roofs of a low pitch and with the presence of sisalation, insulation, air conditioning ductwork and hot water services may prevent a full inspection of the timbers in these areas. Therefore since foolproof and absolute certain detection is not possible the use of protective barriers and regular inspections is a necessary step in protecting timbers from termite attack.

7.0 BORERS OF DRY SEASONED TIMBERS

Borers are the larval stage of various species of beetle. The adult beetles lay their eggs within the timber. The eggs hatch out into larvae (grubs) that bore through the timber. The larvae may reside totally concealed within the timber for a period of several years before passing into a dormant pupal stage. Within the pupal case they metamorphose (change) into the adult beetle that cuts a hole in the outer surface of the timber to emerge, mate and lay further eggs to continue the cycle. It is only through the presence of these emergence holes that their presence can be detected. When floors are covered by carpets, tiling or other floor coverings and where no access or restricted access underfloor is available, it is not possible to determine whether borers are present or not. This is particularly the case with the upper floors of a building.

Anobium punctatum borer (furniture beetle) and Queensland pine borer. These beetles are responsible for instances of flooring collapse, often triggered by a heavy object being placed on the floor (or a person stepping on the affected area). Pine timbers are favoured by this beetle and while the sapwood is preferred, the heartwood is also sometimes attacked. Attack by this beetle is usually observed in timbers that have been in service for 10-20 years or more and mostly involves flooring and timber wall panelling. The *frass* from the flight holes (faeces and chewed wood) is fine and gritty. Wood attacked by these borers is often honeycombed.

Lyc tus brunneus borer (powder post beetle). These borers only attack the sapwood of certain susceptible species of hardwood timber. Since it is a requirement that the structural timbers contain no more than 25% *Lyc tus* susceptible sapwood, these borers are not normally associated with structural damage. Replacement of affected timbers is not recommended and treatment is not approved or required. Powder post beetles mostly attack during the first 6-12 months of service life of timber. As only the sapwood is destroyed, larger dimensional timbers (such as rafters, bearers and joists) in a house are seldom weakened significantly to cause collapse. In small dimensional timbers (such as tiling and ceiling battens) the sapwood may be extensive, and its destruction may result in collapse. Replacement of these timbers is the only option available.

8.0 TIMBER DECAY FUNGI

The fruiting bodies of wood decay fungi vary in size, shape and colour. The type of fungi encountered by pest controllers usually reside in poorly ventilated subfloors, below wet areas of the home, exterior timbers and in areas that retain water in the soil. The durability and type of timbers are factors along with the temperature and environment. Destruction of affected timbers varies with the symptoms involved. Removal of the moisture source usually alleviates the problem. Fungal decay is attractive to termites and if the problem is not rectified it may well lead to future termite attack.

9.0 MOULD CLAUSE

Mildew and non wood decay fungi is commonly known as Mould and is not considered a Timber Pest. However, Mould and their spores may cause health problems and allergic reactions such as asthma and dermatitis in some people. **No inspection for Mould was carried out at the property and no report on the presence or absence of Mould is provided.**

If Mould is noted as present within the property and you are concerned as to the possible health risk resulting from its presence then you should seek advice from your Local Council, State or Commonwealth Health Department or a qualified expert such as an Industry Hygienist.

10.0 CONTACT THE INSPECTOR

Please feel free to contact the inspector who carried out this inspection. Often it is very difficult to fully explain situations, problems, access difficulties or timber Pest activity and/or damage in a manner that is readily understandable by the reader. Should you have any difficulty in understanding anything contained within this report then you should immediately contact the inspector and have the matter explained to you. If you have any questions at all or require clarification then contact the inspector prior to acting on this report.

----- End Of Report -----